



Suite 101, 310 Ward St.  
Nelson, BC  
V1J 5S4  
Tel (250) 352-8214  
Fax (250) 352-6417

# MEMORANDUM

**DATE:** Feb 01, 2017

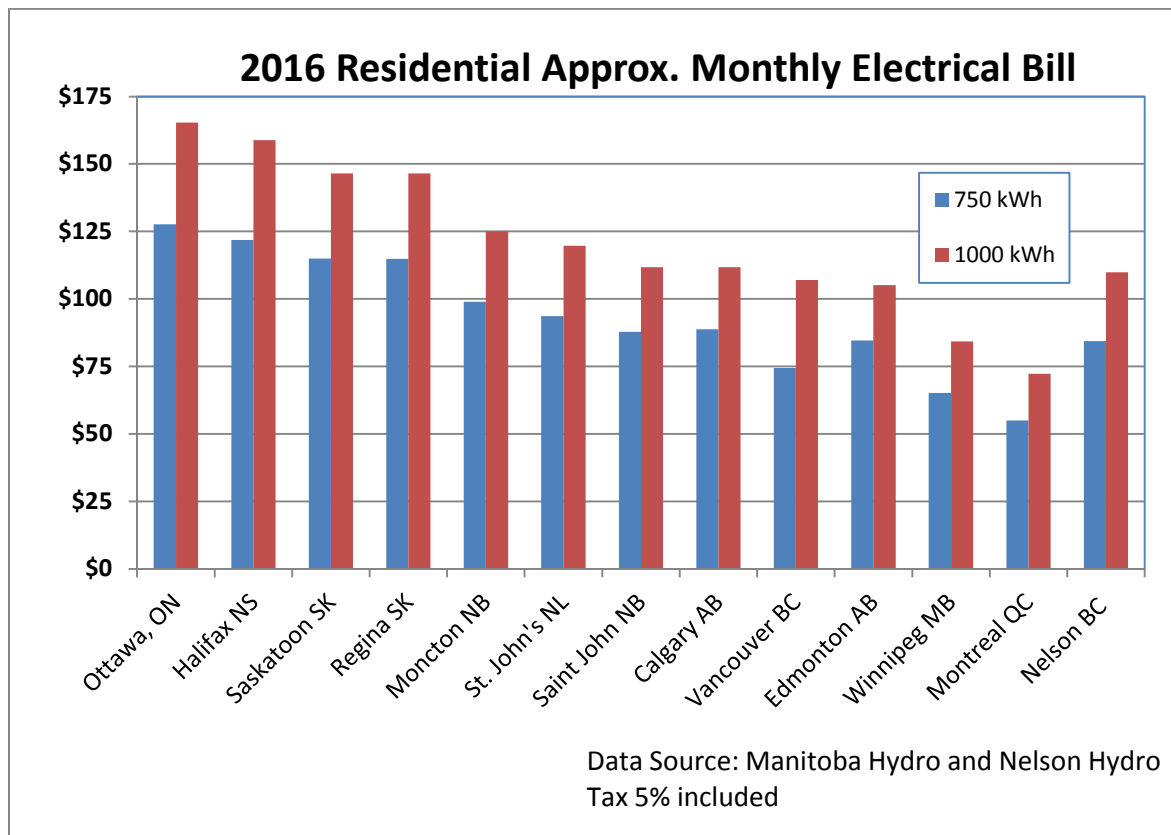
**SUBJECT:** Electric Utility Rate Comparisons

---

## How do Nelson Hydro Rates compare to other areas?

### *Chart comparing electric bills across Canada.*

- Chart show monthly average for comparison, however, many utilities including Nelson Hydro bill on a bi-monthly basis.
- It can be difficult to compare electric rates directly due to differing basic charge and flat vs inclining block rate structures. The chart compares what the bill would be for a consumption level of 750 and 1000 kWh.
- Homes in Nelson Hydro service use in the range of 700 = 1,100 kWh / month

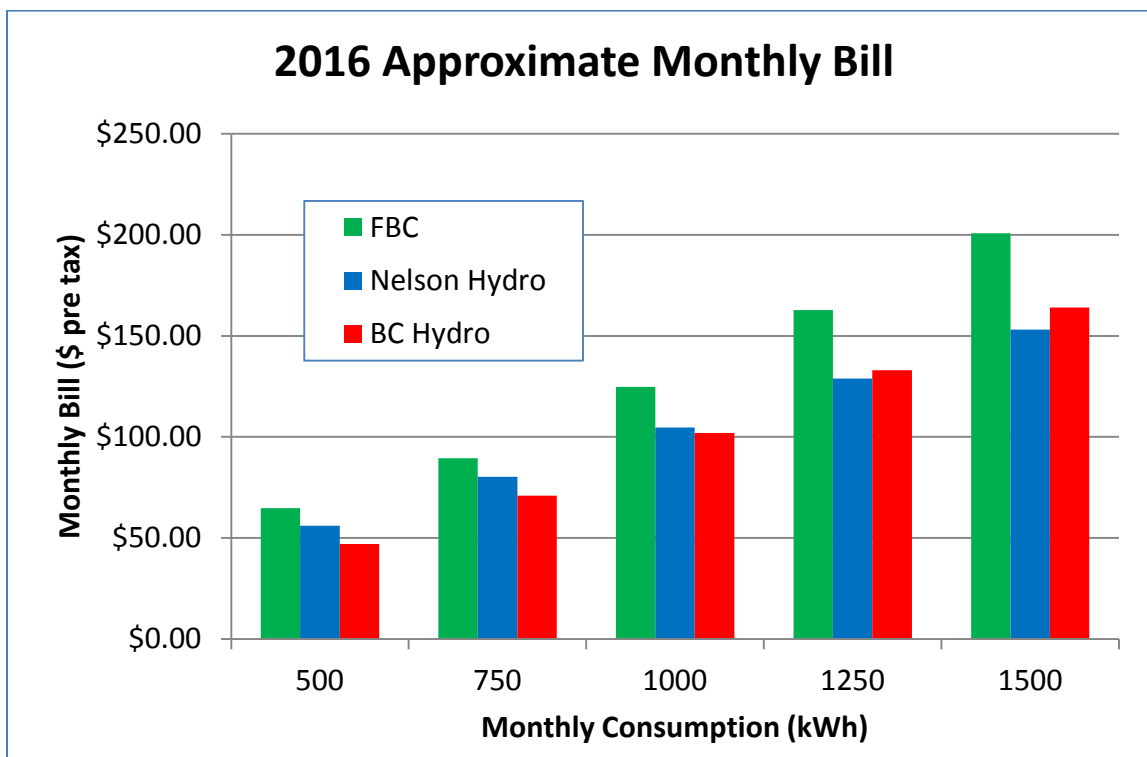




# MEMORANDUM

## *Chart comparing electric bills across BC*

- Chart show monthly average for comparison, however, many utilities including Nelson Hydro bill on a bi-monthly basis.
- It can be difficult to compare electric rates directly due to differing basic charge and flat vs inclining block rate structures.
- Chart compares what the bill would be for monthly consumption of 500 through to 1500 kWh / month.



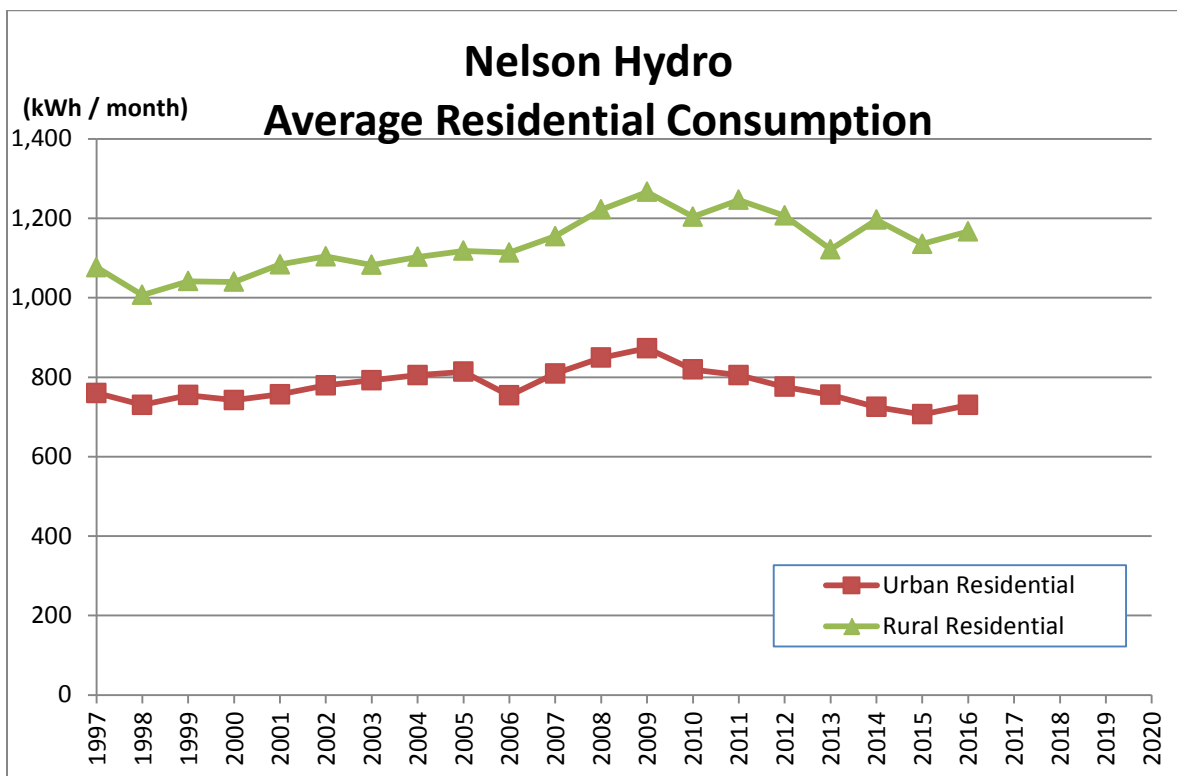


# MEMORANDUM

## Residential Energy Consumption Trends

Average consumption has been trending downward due to more efficient appliances, greater awareness of energy conservation, Eco Save Energy efficiency program, and milder winters.

Many Electric Utilities are reporting declining energy use per customer.



Customers who are interested in reducing their energy consumption (electricity and / or natural gas) should contact Nelson Hydro's energy efficiency program. The program is called EcoSave and can be accessed through the phone and e-mail links on the Nelson Hydro webpage.